


Nowak Tours



You MUST register online before any payments will be accepted.

Your online account gives you access to important trip documents and details, online payments, and more...

How Do You Register?

The screenshot shows two side-by-side forms. The left form is titled 'Sign in' and contains fields for 'Username/Email' and 'Password', a 'Sign in' button, and a 'Create Your Account' link. The right form is titled 'Register' and contains a 'Trip ID' field with the value 'EMSDC2019', a 'Continue' button, and a link for 'Existing User? Sign In'. An arrow points from the 'Create Your Account' link in the 'Sign in' form to the 'Register' form.

Registering is quick and easy. Go to www.nowaktours.com and click the "Traveler Login" link at the top right. Then, simply follow the included instructions to complete the trip registration. Returning customers should sign into their account to register.

Trip ID: EMSDC2019

Group Name: Edison Middle School

Destination: Washington DC

Trip Date(s): Nov. 5-8, 2019

Students*: \$540 per person (Quad Occupancy)

Adults*: \$626 Per Person (Double) / \$788 Per Person (Single)

**Registration is based upon availability. Any cancellation made at least 45 days prior to the trip departure date is subject to a full refund minus any non-refundable items in addition to a \$25 processing fee for those cancellations processed through Nowak Tours. Any cancellation that is made within 45 days of the departure date will forfeit 50% of the trip cost plus any non-refundable items.*

Payment Schedule

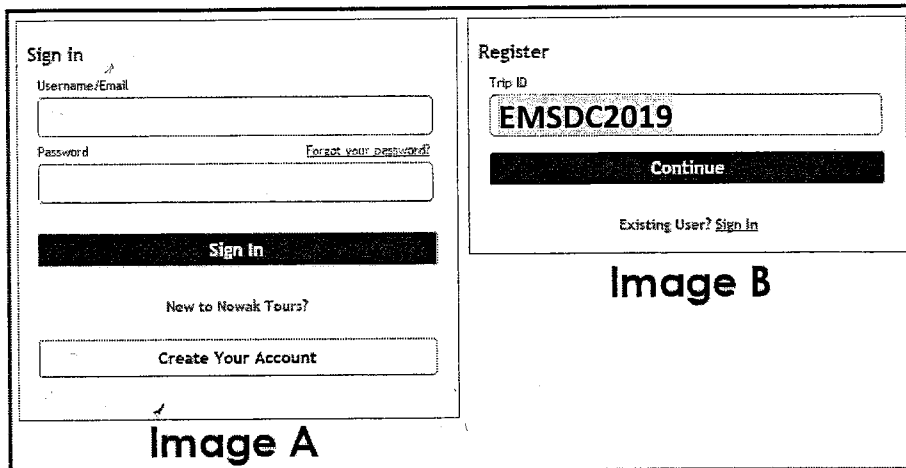
Payment schedule based on student rate. Adults should adjust the final payment amount according to their room rate.

May 17, 2019	\$200
July 19, 2019	\$200
Sep. 20, 2019	\$140

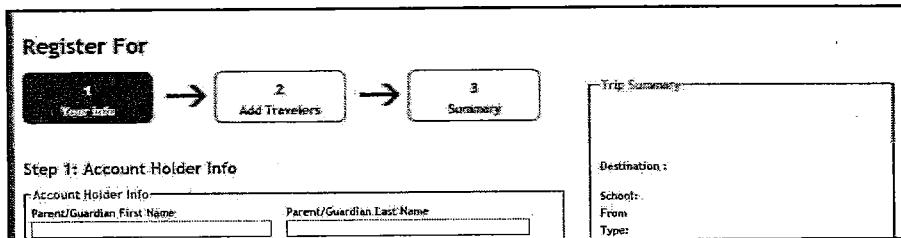
Nowak Tours Online Registration & Payment Instructions

Follow these steps to register for the trip and make online payments. If you experience difficulties, feel free to contact our office for assistance at 877-293-4900. We accept Visa, MasterCard, and Discover.

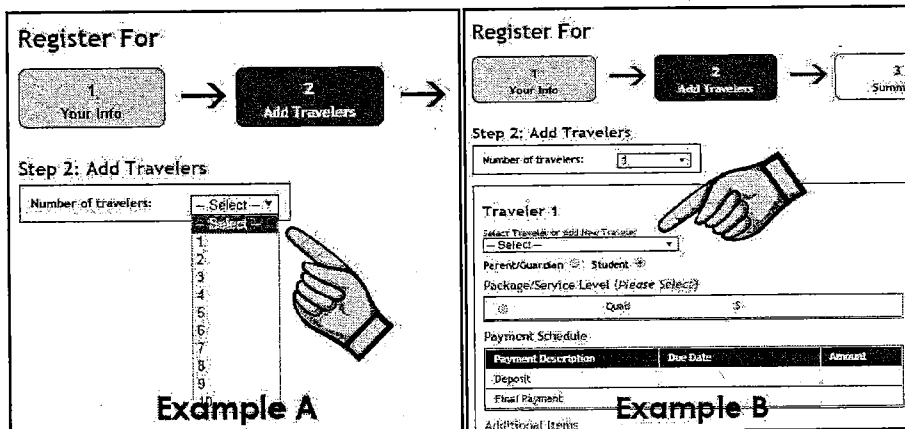
Go to www.nowaktours.com and click the "Traveler Login" link at the top right. The login screen displayed in **Image A** will appear. Returning users will log into your account using your username and password. New users will click the "Create Your Account" link. Enter the **Trip ID** as displayed in **Image B** to the right and click "Continue". Then, follow the three step registration process shown below.



Step 1 – Account Holder Information: Enter your information and select the "Next" button and proceed to Step 2 to add the traveler(s).



Step 2 – Add Travelers: Using the dropdown box, select the number of travelers that you want to register as shown in "Example A". You will then see a form for each traveler appear as shown in "Example B". Select the traveler from the dropdown box, or select "Add New Traveler". Then complete the remainder of the form(s) and click the "Next" button to proceed to Step 3.



Step 3 – Finish and Pay: Click the "Pay Now" button to complete your registration and make a credit card payment. Click the "Pay Later" button to complete your registration and mail a check or pay at a later date. Your trip registration is now complete.

