

SECTION 4

DEMAND SUPPLY ALIGNMENT


SUMMARY CHART OF ALIGNMENT				
		DEMAND 2015	CREDENTIALS AWARDED 2014	ALIGNMENT
IT	Computer & IT Workers	16,638	5,995	Red
MANUFACTURING & CONSTRUCTION	Metal & Plastic Workers	2,938	1,016	Red
	Installation, Maintenance & Repair Workers	4,497	1,764	Red
	Skilled Production Workers	5,538	3,112	Red
	Construction Trade Workers	2,329	1,946	Green
HEALTH	Health Diagnosing & Treating Practitioners	20,122	11,273	Red
	Health Technologists & Technicians	6,945	7,809	Green
	Health Therapist Aides & Support Workers	818	5,298	Yellow
	Nursing & Home Health Aides	4,070	1,888	Red
LIFE SCIENCES / ENGINEERING	Architects & Engineering Technicians	1,740	1,639	Green
	Engineers	5,257	2,283	Red
	Life Science Workers	1,718	10,490	Yellow
FINANCE & BUSINESS SERVICES	Financial Clerks	4,913	1,928	Red
	Financial Specialists	5,612	3,417	Red
	Information & Record Clerks	8,154	1,959	Red
	Secretaries & Administrative Assistants	3,707	2,188	Red
MANAGEMENT	Managers, Professional & Health	8,869	22,720	Yellow
	Supervisors of Skilled Workers	2,855	4,857	Yellow


- There is more demand than supply of credentials
- Demand and supply appear in relative balance
- There is more supply of credentials than demand


SECTION 4

DEMAND SUPPLY ALIGNMENT

SUMMARY CHART OF ALIGNMENT									
		DEMAND 2015	CREDENTIALS AWARDED 2014						
			CTE	CERTIFICATE	ASSOCIATE'S	BACHELOR'S	GRADUATE	TOTAL	ALIGNMENT
IT	Computer & IT Workers	16,638	923	1,301	1,569	1,638	564	5,995	Red
MANUFACTURING & CONSTRUCTION	Metal & Plastic Workers	2,938	327	637	41	11	0	1,016	Red
	Installation, Maintenance & Repair Workers	4,497	1,085	575	104	0	0	1,764	Red
	Skilled Production Workers	5,538	145	1,630	802	374	161	3,112	Red
	Construction Trade Workers	2,329	694	1,155	97	0	0	1,946	Green
HEALTH	Health Diagnosing & Treating Practitioners	20,122	1,229	3,175	2,566	2,546	1,757	11,273	Red
	Health Technologists & Technicians	6,945	51	4,404	2,083	803	468	7,809	Green
	Health Therapist Aides & Support Workers	818	0	2,467	1,466	936	429	5,298	Yellow
	Nursing & Home Health Aides	4,070	66	1,659	53	1	109	1,888	Red
LIFE SCIENCES / ENGINEERING	Architects & Engineering Technicians	1,740	0	506	724	295	114	1,639	Green
	Engineers	5,257	339	46	49	1,106	743	2,283	Red
	Life Science Workers	1,718	816	711	1,315	6,066	1,582	10,490	Yellow
FINANCE & BUSINESS SERVICES	Financial Clerks	4,913	0	156	382	1,038	352	1,928	Red
	Financial Specialists	5,612	0	307	501	2,089	520	3,417	Red
	Information & Record Clerks	8,154	0	156	397	1,038	368	1,959	Red
	Secretaries & Administrative Assistants	3,707	793	633	625	102	35	2,188	Red
MANAGEMENT	Managers, Professional & Health	8,869	0	2,551	4,569	10,544	5,056	22,720	Yellow
	Supervisors of Skilled Workers	2,855	0	1,015	1,318	1,230	1,294	4,857	Yellow

 There is more demand than supply of credentials

 Demand and supply appear in relative balance

 There is more supply of credentials than demand

Top 10 Attributes for New Graduates

1. Leadership (80.1%)
2. Ability to work in a team (78.9%)
3. Written communication skills (70.2%)
4. Problem-solving skills (70.2%)
5. Verbal communication skills (68.9%)
6. Strong work ethic (68.9%)
7. Initiative (65.8%)
8. Analytical/quantitative skills (62.7%)
9. Flexibility/adaptability (60.9%)
10. Technical skills (59.6%)

Top 10 Reasons People Get Fired

1. Dishonesty or lack of integrity on the job
2. Lying on a resume and inability to do assigned tasks
3. Refusing to follow directions
4. Talking too much and bringing personal issues to the office
5. Inconsistency and unreliable work
6. Inability to get along with other people
7. Performing tasks slowly or with errors
8. Absenteeism
9. Drug/alcohol abuse
10. Inappropriate social media or internet use